



Mobile Trading Platforms Download Instructions

iPhone Set-Up Instructions


01. Click on the "App Store" icon on iPhone home screen.
02. Click on "Search" at the bottom of the screen, search for "Metaquotes" and select MetaTrader4.
03. Click on "Free" and "Install" the application.
The Application Store prompts you for your Apple ID.



Mobile Trading Platforms Download Instructions

iPhone Set-Up Instructions

04. Once the download is fully completed, access your new application.
05. Select "Login with existing account".
06. Enter "Blackwell Trader" into the search bar and select your account type, "Demo" or "Live".



Mobile Trading Platforms Download Instructions

iPhone Set-Up Instructions

07. Enter your login details and click on "Sign In" button to start trading.

